

Datasheet

24V Power Supply 1.5A

Part No: 200001



About the product

With a depth of only 58mm the Loxone power supply is characterized by an easy integration even in flat distribution boards. The power supply is mounted on a DIN rail, provides 24V DC voltage and is thus ideally suited for supplying Loxone systems.

Electrical Data

Input Specifications

Nominal voltage AC	85 ... 264VAC, 47 ... 63Hz
Nominal voltage DC	120 ... 370VDC, 47 ... 63Hz
Input current 115VAC / 230VAC	0.9A / 0.5A
Inrush current 115VAC / 230VAC	25A / 45A
Efficiency	typ. 88%
Leakage Current 264VAC	max. 0.25mA RMS

Output Specifications

Output voltage	24VDC
Output voltage (adjustable Range)*	21.6 ... 29.0VDC
Output current / power	1.5A / 36W
Output Voltage Accuracy (0%-100% load)	typ. +/- 2%
Line Regulation (Rated load)	typ. +/- 0.5%
Line Regulation (230VAC)	typ. +/- 1.5%
Output Ripple & Noise (20MHz bandwidth)	max. 150mV
Temperature Coefficient	typ. +/- 0.02 % / °C
Stand-by Power Consumption	0.35W
Short Circuit Protection	Hiccup, continuous, self-recovery
Over-current Protection	≥ 120% I _o , self-recovery
Over-voltage Protection	≤ 35V
Start-up Time	max. 3 sec
Hold-up Time 230VAC	typ. 60ms

General Specifications

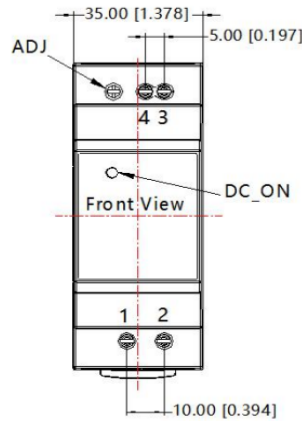
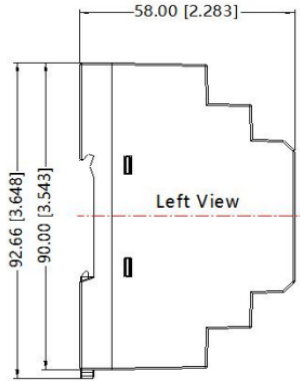
Isolation (Input-Output leakage current < 5mA for 1Min.)	min. 4000VAC
Operating Temperature	-40°C ~ +70°C
Storage Temperature	-40°C ~ +85°C
Storage Humidity	max. 95% RH
Operating Altitude	max. 2000m
Switching Frequency	typ. 65kHz
Power Derating (-40°C to -30°C)	min. 5 % / °C
Power Derating (+50°C to +70°C)	min. 2.5 % / °C
Power Derating (85VAC - 100VAC)	min. 1.0 % / VAC
MTBF	MIL-HDBK-217F@25°C > 300,000h

Product Characteristics

Mounting type	DIN rail according to TS35X7.5 / TS35X15
Colours	Black
Finish	Matte
Case Material	Plastic, heat-resistant (UL94V-0)

Weight & Dimensions

Net weight	115g (typ.)
Product dimensions	92.66x35x58mm / 3.648x1.378x2.283" (LxWxH)
Cooling Method	Free air convection



Pin-Out	
Pin	LI30-20B
1	AC(N)
2	AC(L)
3	-Vo
4	+Vo

Note:

Unit: mm[inch]

ADJ: adjustable resistance to change output voltage

Wire range: 24-12 AWG

Tightening torque: Max 0.4 N·m

Mounting rail: TS35

General tolerances: ±1.00[±0.039]

Certifications & Standards

Safety Standard	UL/IEC62368-1, IS13252(Part1) safety approved & EN62368-1, BS EN62368-1(Report), EN61558-1 / -2-16
Safety Class	CLASS II
Safety rating	IP20
Emissions CE	CISPR32/EN55032 CLASS B
Emissions RE	CISPR32/EN55032 CLASS B
Immunity (ESD)	IEC/EN 61000-4-2 Contact +/- 6KV/Air +/-8KV (Perf.Criteria A)
Immunity (RS)	IEC/EN 61000-4-3 10V/m (Perf.Criteria A)
Immunity (EFT)	IEC/EN 61000-4-4 +/- 2KV (Perf.Criteria A)
Immunity (Surge)	IEC/EN 61000-4-5 line to line +/- 2KV (Perf.Criteria A)
Immunity (CS)	IEC/EN 61000-4-6 10Vr.m.s (Perf.Criteria A)
Immunity (Voltage dips, short interruptions and variations)	IEC/EN 61000-4-11 100% dip 1 periods, 30% dip 25 periods, 100% Interruptions 250 periods (Perf.Criteria A)

RoHS



UL62368-1



EN62368-1



IEC62368-1

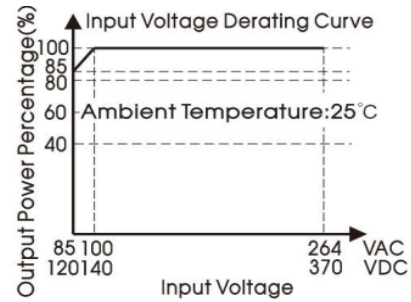
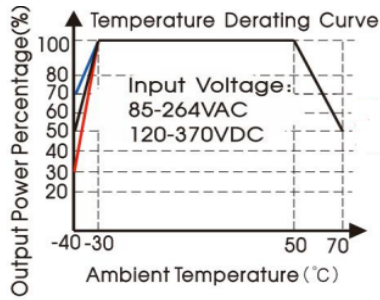


BS EN 62368-1

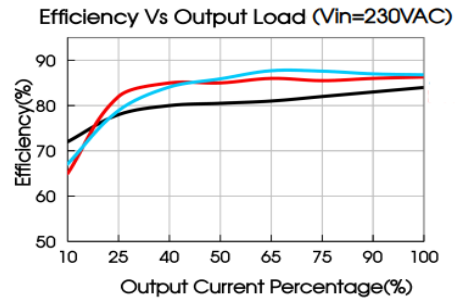
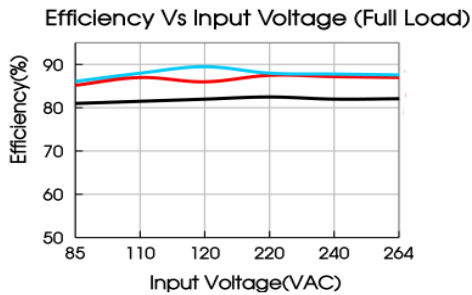
IS13252(Part 1):2010/
IEC 60950-1:2005



R-41202800
www.bis.gov.in



Note: ① With an AC Input between 85-100VAC and a DC Input between 120-140VDC, the output power must be derated as per temperature derating curves;
② This product is suitable for applications using natural air cooling; for applications in closed environment please consult Mornsun FAE.



Installation must be carried out by a qualified electrician in accordance with the relevant regulations.

Protection against electrical contact and fire protection must be provided in the final installation by the use of a standards compliant/approved housing.

If the unit is used in a non-conforming manner as specified by the manufacturer the product included safeguards will be impaired.

Note: * The actual adjustment range may extend outside the values stated, care should be exercised to ensure that the output voltage and power levels remain within the published maximum value.

Unless otherwise specified, parameters in this datasheet were measured under the conditions of $T_a=25^\circ\text{C}$, humidity<75% with nominal input voltage and rated output load.

Published by
Loxone Electronics GmbH
Smart Home 1
4154 Kollerschlag
Austria
Tel: +43 7287 7070-0
loxone.com

Loxone UK
The Forum
Station Road
Theale, RG7 4RA
United Kingdom

Datenblatt

24V Power Supply 1,5A

Art. Nr. 200001



Information zum Produkt

Mit gerade einmal 58mm Tiefe zeichnet sich das Loxone Netzteil durch eine einfache Integration auch in flache Schalt- und Sicherungsschränke aus. Das Netzteil für die Hutschiene liefert 24V Gleichspannung und eignet sich so optimal zur Versorgung von Loxone Systemen.

Elektrische Daten

Eingangsspezifikationen

Nennspannung AC	85 ... 264VAC, 47 ... 63Hz
Nennspannung DC	120 ... 370VDC, 47 ... 63Hz
Eingangsstrom 115VAC / 230VAC	0,9A / 0,5A
Einschaltstrom 115VAC / 230VAC	25A / 45A
Wirkungsgrad	typ. 88%
Ableitstrom 264VAC	max. 0,25mA RMS

Ausgangsspezifikationen

Ausgangsspannung	24VDC
Ausgangsspannung (einstellbarer Bereich)*	21,6 ... 29,0VDC
Ausgangsstrom / Leistung	1,5A / 36W
Genauigkeit der Ausgangsspannung (0%-100% Last)	typ. +/- 2%
Leistungsregelung (Nennlast)	typ. +/- 0,5%
Leistungsregelung (230VAC)	typ. +/- 1,5%
Ausgangswelligkeit und Rauschen (20MHz-Bandbreite)	max. 150mV
Temperaturkoeffizient	typ. +/- 0,02 % / °C
Stromverbrauch im Stand-by-Betrieb	0,35W
Kurzschlusschutz	Schaltstörung, kontinuierlich, Selbstwiederherstellung
Überstromschutz	≥ 120 % I _o , Selbstwiederherstellung
Überspannungsschutz	≤ 35V
Anlaufzeit	max. 3 sek.
Überbrückungszeit 230VAC	typ. 60ms

Allgemeine Spezifikationen

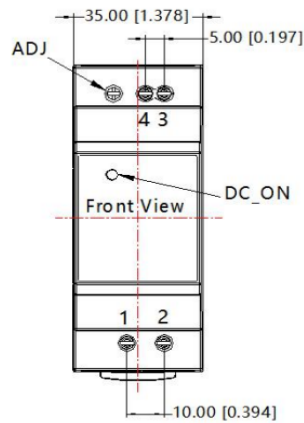
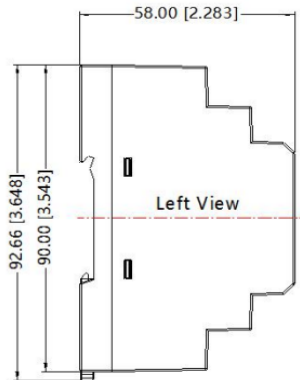
Isolierung (Eingangs-Ausgangs-Ableitstrom < 5mA für 1Min.)	min. 4000VAC
Betriebstemperatur	-40°C ~ +70°C
Lagertemperatur	-40°C ~ +85°C
Luftfeuchtigkeit bei Lagerung	max. 95% RH
Betriebshöhe	max. 2000m
Schaltfrequenz	typ. 65kHz
Leistungsreduzierung (-40°C to -30°C)	min. 5 % / °C
Leistungsreduzierung (+50°C to +70°C)	min. 2,5 % / °C
Leistungsreduzierung (85VAC - 100VAC)	min. 1,0 % / VAC
MTBF	MIL-HDBK-217F@25°C > 300.000 Std.

Produkteigenschaften

Montageart	Hutschiene nach TS35X7,5 / TS35X15
Farbe	Schwarz
Glanzgrad	Matt
Gehäusematerial	Kunststoff, hitzebeständig (UL94V-0)

Gewicht & Abmessungen

Nettogewicht	115g (typ.)
Produktmaße	92.66x35x58mm / 3,648x1,378x2,283" (LxBxH)
Kühlmethode	Freie Luftkonvektion



Pin-Out	
Pin	LI30-20B
1	AC(N)
2	AC(L)
3	-Vo
4	+Vo

Note:
 Unit: mm[inch]
 ADJ: adjustable resistance to change output voltage
 Wire range: 24-12 AWG
 Tightening torque: Max 0.4 N·m
 Mounting rail: TS35
 General tolerances: ±1.00[±0.039]

Zertifizierungen & Standards

Sicherheitsnorm	UL/IEC62368-1, IS13252(Part1) safety approved & EN62368-1, BS EN62368-1(Report), EN61558-1 / -2-16
Sicherheitsklasse	Klasse II
Schutzart	IP20
Emissions CE	CISPR32/EN55032 CLASS B
Emissions RE	CISPR32/EN55032 CLASS B
Immunity (ESD)	IEC/EN 61000-4-2 Contact +/- 6KV/Air +/-8KV (Perf.Criteria A)
Immunity (RS)	IEC/EN 61000-4-3 10V/m (Perf.Criteria A)
Immunity (EFT)	IEC/EN 61000-4-4 +/- 2KV (Perf.Criteria A)
Immunity (Surge)	IEC/EN 61000-4-5 line to line +/- 2KV (Perf.Criteria A)
Immunity (CS)	IEC/EN 61000-4-6 10Vr.m.s (Perf.Criteria A)
Immunity (Spannungseinbrüche, kurze Unterbrechungen und	IEC/EN 61000-4-11 100% dip 1 periods, 30% dip 25 periods, 100% Interruptions 250 periods (Perf.Criteria A)

RoHS



UL62368-1



EN62368-1



IEC62368-1

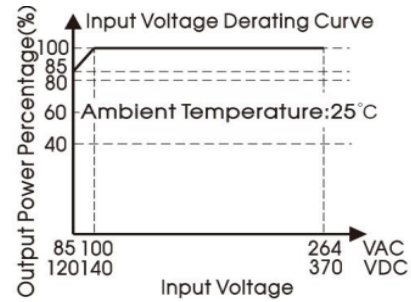
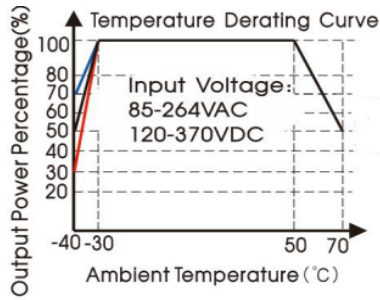


BS EN 62368-1

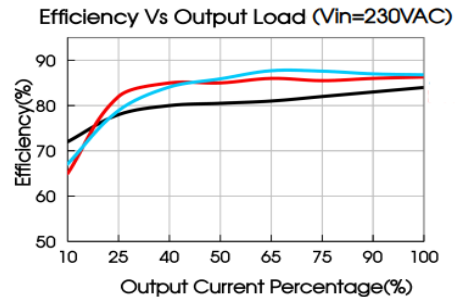
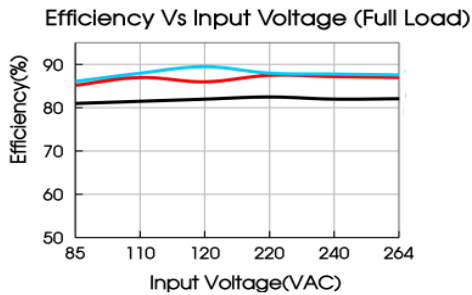
IS13252(Part 1):2010/
IEC 60950-1:2005



R-41202800
www.bis.gov.in



Note: ① With an AC Input between 85-100VAC and a DC Input between 120-140VDC, the output power must be derated as per temperature derating curves;
② This product is suitable for applications using natural air cooling; for applications in closed environment please consult Mornsun FAE.



Die Installation muss von einer qualifizierten Elektrofachkraft gemäß den einschlägigen Vorschriften durchgeführt werden.

Berührungsschutz und Brandschutz müssen bei der Endinstallation durch Verwendung eines normgerechten/zugelassenen Gehäuses gewährleistet sein.

Wird das Gerät nicht in der vom Hersteller vorgeschriebenen Weise verwendet, werden die im Produkt enthaltenen Schutzvorrichtungen beeinträchtigt.

Hinweis: * Der tatsächliche Einstellbereich kann über die angegebenen Werte hinausgehen; es sollte darauf geachtet werden, dass die Ausgangsspannung und die Leistung innerhalb der veröffentlichten Maximalwerte bleiben.

Sofern nicht anders angegeben, wurden die Parameter in diesem Datenblatt unter den Bedingungen $T_a=25^\circ\text{C}$, Luftfeuchtigkeit < 75% bei nominaler Eingangsspannung und Nennausgangslast gemessen.

Published by
Loxone Electronics GmbH
Smart Home 1
4154 Kollerschlag
Austria
Tel: +43 7287 7070-0
loxone.com

Loxone UK
The Forum
Station Road
Theale, RG7 4RA
United Kingdom

Datasheet

24V Power Supply 4.2A

Part No: 200002



About the product

With a depth of only 58mm the Loxone power supply is characterized by an easy integration even in flat distribution boards. The power supply is mounted on a DIN rail, provides 24V DC voltage and is thus ideally suited for supplying Loxone systems.

Electrical Data

Input Specifications

Nominal voltage AC	85 ... 264VAC, 47 ... 63Hz
Nominal voltage DC	120 ... 370VDC, 47 ... 63Hz
Input current 115VAC / 230VAC	3A / 1.6A
Inrush current 115VAC / 230VAC	35A / 70A
Efficiency	typ. 90%
Leakage Current 264VAC	max. 0.5mA RMS

Output Specifications

Output voltage	24VDC
Output voltage (adjustable Range)*	21.6 ... 29.0VDC
Output current / power	4.2A / 100W
Output Voltage Accuracy (0%-100% load)	typ. +/- 2%
Line Regulation (Rated load)	typ. +/- 0.5%
Line Regulation (230VAC)	typ. +/- 1.5%
Output Ripple & Noise (20MHz bandwidth)	max. 150mV
Temperature Coefficient	typ. +/- 0.03 % / °C
Stand-by Power Consumption	0.35W
Short Circuit Protection	Hiccup, continuous, self-recovery
Over-current Protection	110% - 200% Io, self-recovery
Over-voltage Protection	≤ 35V
Start-up Time	max. 3 sec
Hold-up Time 230VAC	typ. 30ms

General Specifications

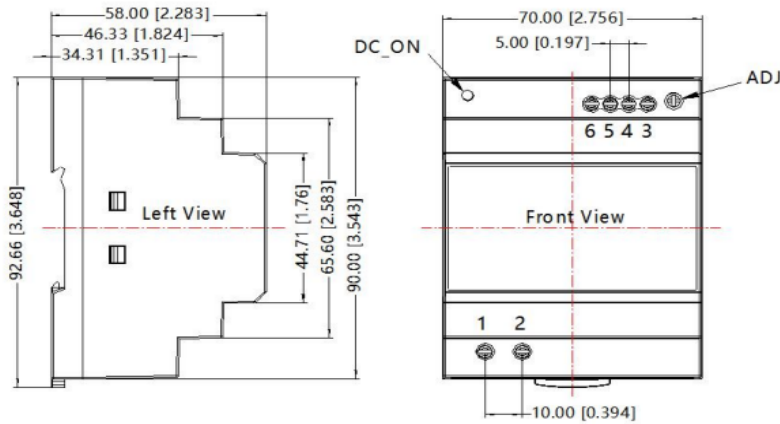
Isolation (Input-Output leakage current < 5mA for 1Min.)	min. 4000VAC
Operating Temperature	-40°C ~ +70°C
Storage Temperature	-40°C ~ +85°C
Storage Humidity	max. 95% RH
Operating Altitude	max. 2000m
Switching Frequency	typ. 65kHz
Power Derating (-40°C to -30°C)	min. 7 % / °C
Power Derating (+50°C to +70°C)	min. 2.0 % / °C
Power Derating (85VAC - 115VAC)	min. 0.67 % / VAC
MTBF	MIL-HDBK-217F@25°C > 300,000h

Product Characteristics

Mounting type	DIN rail according to TS35X7.5 / TS35X15
Colours	Black
Finish	Matte
Case Material	Plastic, heat-resistant (UL94V-0)

Weight & Dimensions

Net weight	235g (typ.)
Product dimensions	92.66x70x58mm / 3.648x2.756x2.283" (LxWxH)
Cooling Method	Free air convection



Pin-Out	
Pin	LI100-20B
1	AC(L)
2	AC(N)
3	+Vo
4	+Vo
5	-Vo
6	-Vo

Note:

Unit: mm[inch]

ADJ: adjustable resistance to change output voltage

Wire range: 24-12 AWG

Tightening torque: Max 0.4 N·m

Mounting rail: TS35

General tolerances: $\pm 1.00[\pm 0.039]$

Certifications & Standards

Safety Standard	UL/IEC62368-1, IS13252(Part1) safety approved & EN62368-1, BS EN62368-1(Report), Design refer to EN61558-1
Safety Class	CLASS II
Safety rating	IP20
Emissions CE	CISPR32/EN55032 CLASS B
Emissions RE	CISPR32/EN55032 CLASS B
Immunity (ESD)	IEC/EN 61000-4-2 Contact +/- 6KV/Air +/-8KV (Perf.Criteria A)
Immunity (RS)	IEC/EN 61000-4-3 10V/m (Perf.Criteria A)
Immunity (EFT)	IEC/EN 61000-4-4 +/- 4KV (Perf.Criteria A)
Immunity (Surge)	IEC/EN 61000-4-5 line to line +/- 2KV (Perf.Criteria A)
Immunity (CS)	IEC/EN 61000-4-6 10Vr.m.s (Perf.Criteria A)
Immunity (Voltage dips, short interruptions and variations)	IEC/EN 61000-4-11 100% dip 1 periods, 30% dip 25 periods, 100% Interruptions 250 periods (Perf.Criteria A)

RoHS



UL62368-1



EN62368-1



IEC62368-1

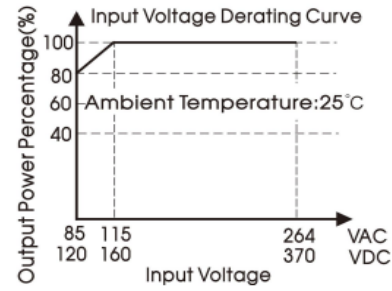
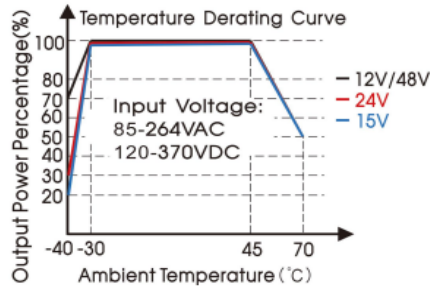


BS EN 62368-1

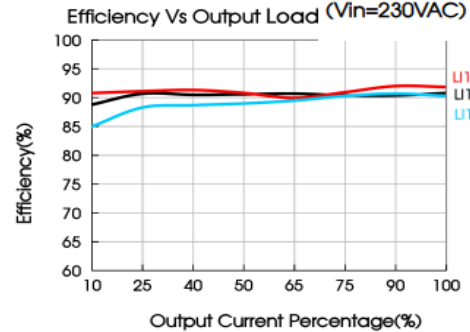
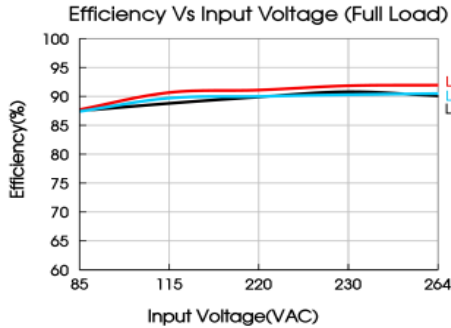
IS13252(Part 1):2010/
IEC 60950-1:2005



R-41202800
www.bis.gov.in



Note: ① With an AC input between 85-115VAC and a DC input between 120-160VDC, the output power must be derated as per temperature derating curves;
② This product is suitable for applications using natural air cooling; for applications in closed environment please consult factory or one of our FAE.



Installation must be carried out by a qualified electrician in accordance with the relevant regulations.

Protection against electrical contact and fire protection must be provided in the final installation by the use of a standards compliant/approved housing.

If the unit is used in a non-conforming manner as specified by the manufacturer the product included safeguards will be impaired.

Note: * The actual adjustment range may extend outside the values stated, care should be exercised to ensure that the output voltage and power levels remain within the published maximum value.

Unless otherwise specified, parameters in this datasheet were measured under the conditions of $T_a=25^{\circ}\text{C}$, humidity<75% with nominal input voltage and rated output load.

Published by
Loxone Electronics GmbH
Smart Home 1
4154 Kollerschlag
Austria
Tel: +43 7287 7070-0
loxone.com

Loxone UK
The Forum
Station Road
Theale, RG7 4RA
United Kingdom

Datenblatt

24V Power Supply 4,2A

Art. Nr. 200002



Information zum Produkt

Mit gerade einmal 58mm Tiefe zeichnet sich das Loxone Netzteil durch eine einfache Integration auch in flache Schalt- und Sicherungsschränke aus. Das Netzteil für die Hutschiene liefert 24V Gleichspannung und eignet sich so optimal zur Versorgung von Loxone Systemen.

Elektrische Daten

Eingangsspezifikationen

Nennspannung AC	85 ... 264VAC, 47 ... 63Hz
Nennspannung DC	120 ... 370VDC, 47 ... 63Hz
Eingangsstrom 115VAC / 230VAC	2A / 1,6A
Einschaltstrom 115VAC / 230VAC	35A / 70A
Wirkungsgrad	typ. 90%
Ableitstrom 264VAC	max. 0,5mA RMS

Ausgangsspezifikationen

Ausgangsspannung	24VDC
Ausgangsspannung (einstellbarer Bereich)*	21,6 ... 29,0VDC
Ausgangsstrom / Leistung	4,2A / 100W
Genauigkeit der Ausgangsspannung (0%-100% Last)	typ. +/- 2%
Leistungsregelung (Nennlast)	typ. +/- 0,5%
Leistungsregelung (230VAC)	typ. +/- 1,5%
Ausgangswelligkeit und Rauschen (20MHz-Bandbreite)	max. 150mV
Temperaturkoeffizient	typ. +/- 0,03 % / °C
Stromverbrauch im Stand-by-Betrieb	0,35W
Kurzschlusschutz	Schaltstörung, kontinuierlich, Selbstwiederherstellung
Überstromschutz	110 % - 200% I _o , Selbstwiederherstellung
Überspannungsschutz	≤ 35V
Anlaufzeit	max. 3 sek.
Überbrückungszeit 230VAC	typ. 30ms

Allgemeine Spezifikationen

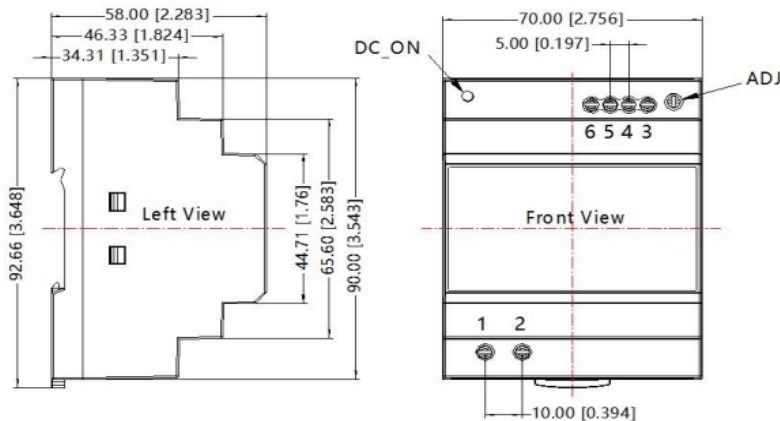
Isolierung (Eingangs-Ausgangs-Ableitstrom < 5mA für 1Min.)	min. 4000VAC
Betriebstemperatur	-40°C ~ +70°C
Lagertemperatur	-40°C ~ +85°C
Luftfeuchtigkeit bei Lagerung	max. 95% RH
Betriebshöhe	max. 2000m
Schaltfrequenz	typ. 65kHz
Leistungsreduzierung (-40°C to -30°C)	min. 7 % / °C
Leistungsreduzierung (+50°C to +70°C)	min. 2,0 % / °C
Leistungsreduzierung (85VAC - 115VAC)	min. 0,67 % / VAC
MTBF	MIL-HDBK-217F@25°C > 300.000 Std.

Produkteigenschaften

Montageart	Hutschiene nach TS35X7,5 / TS35X15
Farbe	Schwarz
Glanzgrad	Matt
Gehäusematerial	Kunststoff, hitzebeständig (UL94V-0)

Gewicht & Abmessungen

Nettogewicht	235g (typ.)
Produktmaße	92.66x70x58mm / 3,648x1,378x2,283" (LxBxH)
Kühlmethode	Freie Luftkonvektion



Pin-Out	
Pin	LI100-20B
1	AC(L)
2	AC(N)
3	+Vo
4	+Vo
5	-Vo
6	-Vo

Note:
 Unit: mm[inch]
 ADJ: adjustable resistance to change output voltage
 Wire range: 24-12 AWG
 Tightening torque: Max 0.4 N·m
 Mounting rail: TS35
 General tolerances: $\pm 1.00[\pm 0.039]$

Zertifizierungen & Standards

Sicherheitsnorm	UL/IEC62368-1, IS13252(Part1) safety approved & EN62368-1, BS EN62368-1(Report), Design refer to EN61558-1
Sicherheitsklasse	Klasse II
Schutzart	IP20
Emissions CE	CISPR32/EN55032 CLASS B
Emissions RE	CISPR32/EN55032 CLASS B
Immunity (ESD)	IEC/EN 61000-4-2 Contact +/- 6KV/Air +/-8KV (Perf.Criteria A)
Immunity (RS)	IEC/EN 61000-4-3 10V/m (Perf.Criteria A)
Immunity (EFT)	IEC/EN 61000-4-4 +/- 4KV (Perf.Criteria A)
Immunity (Surge)	IEC/EN 61000-4-5 line to line +/- 2KV (Perf.Criteria A)
Immunity (CS)	IEC/EN 61000-4-6 10Vr.m.s (Perf.Criteria A)
Immunity (Spannungseinbrüche, kurze Unterbrechungen und Schwankungen)	IEC/EN 61000-4-11 100% dip 1 periods, 30% dip 25 periods, 100% Interruptions 250 periods (Perf.Criteria A)

RoHS



UL62368-1



EN62368-1



IEC62368-1

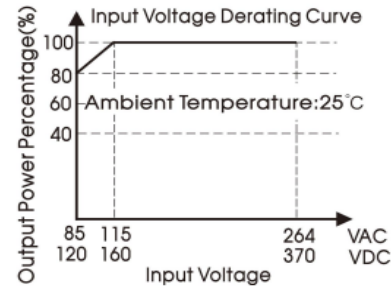
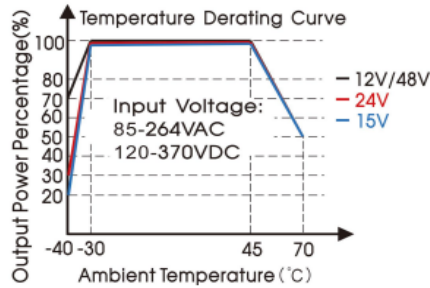


BS EN 62368-1

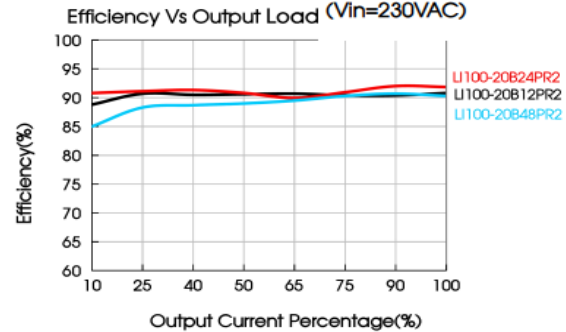
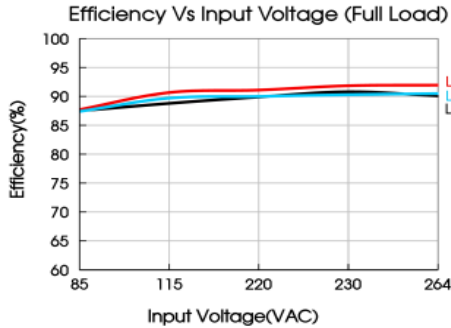
IS13252(Part 1):2010/
IEC 60950-1:2005



R-41202800
www.bis.gov.in



Note: ① With an AC input between 85-115VAC and a DC input between 120-160VDC, the output power must be derated as per temperature derating curves;
② This product is suitable for applications using natural air cooling; for applications in closed environment please consult factory or one of our FAE.



Die Installation muss von einer qualifizierten Elektrofachkraft gemäß den einschlägigen Vorschriften durchgeführt werden.

Berührungsschutz und Brandschutz müssen bei der Endinstallation durch Verwendung eines normgerechten/zugelassenen Gehäuses gewährleistet sein.

Wird das Gerät nicht in der vom Hersteller vorgeschriebenen Weise verwendet, werden die im Produkt enthaltenen Schutzvorrichtungen beeinträchtigt.

Hinweis: * Der tatsächliche Einstellbereich kann über die angegebenen Werte hinausgehen; es sollte darauf geachtet werden, dass die Ausgangsspannung und die Leistung innerhalb der veröffentlichten Maximalwerte bleiben.

Sofern nicht anders angegeben, wurden die Parameter in diesem Datenblatt unter den Bedingungen $T_a=25^\circ\text{C}$, Luftfeuchtigkeit < 75% bei nominaler Eingangsspannung und Nennausgangslast gemessen.

Published by
Loxone Electronics GmbH
Smart Home 1
4154 Kollerschlag
Austria
Tel: +43 7287 7070-0
loxone.com

Loxone UK
The Forum
Station Road
Theale, RG7 4RA
United Kingdom